



University of
Nottingham
International College



Pre-arrival guide for coming to the UK

KAPLAN INTERNATIONAL
PATHWAYS

Welcome

We are so glad you have chosen to study at the University of Nottingham International College. This guide will help you through your next steps to prepare for your arrival and ensure you have everything you need for your course in the UK.

We will do everything we can to make sure you are safe, supported and successful with us.

Click on the page links below for useful information:

What you need to do now	03
Your document list	04
What you need to pack	05

When you arrive at:

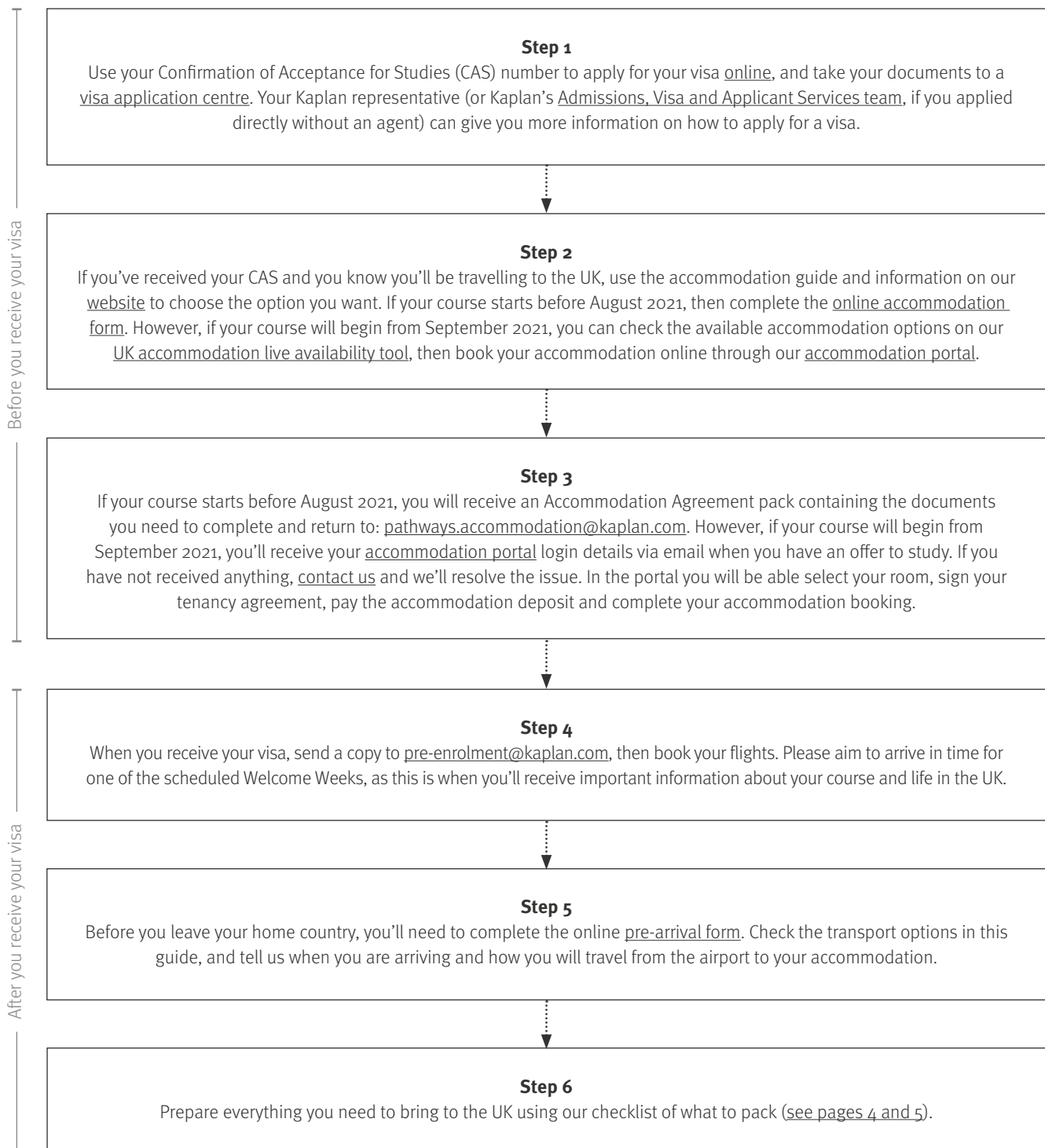
the airport in the UK	06
your accommodation	07
the College	08

Prepare for your pathway course	09
Contact us	10



**STUDY
WITH
CONFIDENCE**

What you need to do now



Autumn 2021 accommodation and arrival support

For pathway courses starting in September 2021, we're offering flexible arrival dates for accommodation contracts. You can choose an accommodation contract starting on 11 September, or on 23 October (subject to availability) to allow you to start your studies at home before transitioning to the UK.

You can also arrive up to 2 weeks early (subject to availability) at no extra cost. This will give you time to self-isolate if required. If you're travelling from a country on the UK government's 'red list' and need to isolate in a quarantine hotel, you'll also get some financial support to help cover the cost of the stay, along with comprehensive wellbeing support while you're in quarantine. Learn more about arrival support on [this webpage](#), and visit our [accommodation FAQs](#) webpage for more information.

Your document list

What documents to bring with you

Please check this list before you leave your home country, keep all the documents and information in your hand luggage and bring them with you on your first day at the College. Your enrolment is conditional on you providing all the correct documents.

- The original academic qualification listed on your CAS Statement or Study Plan Confirmation, with a certified translation if not in English.
- The UKVI Secure English Language Test (SELT) certificate listed on your CAS Statement or Study Plan Confirmation (unless you are exempt).
- A valid passport and entry clearance visa.
- The visa approval letter which tells you where to collect your biometric residence permit (BRP).
- Proof of your address in the UK (such as accommodation confirmation e-mail or signed tenancy agreement, utility bill or a letter from a family member).
- If you are a sponsored student, you must bring your original sponsorship letter. Please also make at least 1 photocopy of this document.
- Medical Screening Certificate (if needed)*
- The emergency contact number for your college ([details on page 10](#)).

If you are under 18, you must also bring the following documents:

- A copy of the Kaplan underage consent form completed by your parents (you will find a link to the form on your offer letter). Please also make at least 1 photocopy of this document for your records.
- The name and contact number of the person you will meet at the airport. (Students under the age of 18 must either use the College transfer service or be collected by a responsible adult)
- The details of your transfer arrangements from the airport such as a taxi booking.

* Depending on the country you are from, you may need to be medically screened for tuberculosis (TB). Your Kaplan representative will ask you to do this before you apply for your visa. Students who have a Medical Screening Certificate will need to bring this document with them to the UK and show it with their visa at the airport on arrival. For more information and to check if you need to be medically screened, please visit the [UKVI website](#).

VISA

Important visa information

Students applying for a visa to come to the UK for more than 6 months will first be given a 30-day or 90-day entry clearance visa in their passport. You must arrive in the UK during the validity period of this visa, then collect a biometric residence permit (BRP) after you arrive. This permit will be valid for the full length of your course at the University of Nottingham International College.

Biometric Residence Permit (BRP)

You will also receive a letter telling you when and where to collect your BRP — you might be required to show this letter to immigration officials at the airport. It is important that you enter the correct Alternative Collection Location (ACL) code, 2HE942, on your visa application, so that you can collect your BRP from the College. You will be advised on how to collect your BRP when you arrive.

You should collect your BRP as soon as possible, as you will need it to enrol at the College. If you experience any difficulties collecting your BRP, please speak to a member of the College Services team immediately.

Important UK travel information

Before you travel to the UK, you should visit www.gov.uk/uk-border-control to check the latest guidance from the government regarding the rules for arrivals into the UK. You must also complete this online form: www.gov.uk/provide-journey-contact-details-before-travel-uk to provide your accommodation and contact details. You can complete this form up to 48 hours before you travel and you must have the completed form with you when you arrive at border control (either printed or on your electronic device).

What you need to pack

All the documents needed for enrolment and entry to the UK (see page 4)

Keep these in your hand luggage, along with the emergency contact number for the College (detailed in this guide), so you can easily access them when you arrive in the UK.

Suitable clothing

The UK is famous for its changeable weather. In summer, the temperature is around 20°C, and in winter between -3°C and 10°C. You can buy many of the clothes you need in the UK, but you should still bring some warm clothes and a waterproof jacket. You do not need any formal clothes (such as a suit), as students dress casually for classes.

Mobile phone

We can provide you with a local SIM card shortly after you arrive. You'll need a UK mobile number for placing food orders or online shopping.

Laptop with camera

It's essential that you have your own laptop for your in-person or digital studies.

Electrical adaptor

The UK uses a 3-pin plug, so you'll need an adaptor for your laptop and phone. The voltage in the UK is 240v. If you don't already have an adaptor, you can easily buy one in the UK.

Money and Card

It can sometimes take several weeks to open a bank account in the UK, so we suggest you bring at least £1,000 with you to the country. Separate your money and bring £200 in cash (£10 or £20 notes), and the rest on your debit or prepaid card. Please note that you might be charged a fee in the UK when withdrawing money from an international account.

Prescription medication (if needed)

You should bring at least a 3-month supply of any prescription medication with you. You should also check if this medication is available in the UK.

Remember:

- Check the luggage weight limit for your flight(s) to the UK. This is usually around 20kg, but will depend on your airline(s).
- If you are staying at one of our residences, you do not need to bring any of the items included in the student starter pack (see page 7).
- You can find the latest UK government health and safety guidelines at: www.gov.uk/coronavirus



Examples of prices in Nottingham


Sandwich	£3-£4
Meal at a restaurant	£12-£30+
Tea / coffee	£2.50-£3.50+
Cinema	£9
Bus or Tram (single journey)	£2.30
Weekly bus travel card (student)	£15+
Mobile phone bill (monthly)	£20-£40



Complete the pre-arrival form before you travel

As soon as you have booked your flights and know your arrival details, it is time to fill in our online [pre-arrival form](#). It is important that you let us know as soon as possible when your flight arrives and how you plan to travel to your accommodation. Use the [pre-arrival form](#) to choose your preferred date for the free transfer service or to see the airports and prices for the private transfer service.

Please note: even if you are planning to travel to your accommodation independently, you must still complete the online [pre-arrival form](#) to let us know what your arrangements are.



When you arrive at the airport



Border control

Make sure that you have all of your travel documents ready when you arrive at the airport. Make sure you have completed the online contact details form at www.gov.uk/provide-journey-contact-details-before-travel-uk and have the completed form ready to show at the border (either printed or on your electronic device). You can find more information about UK border control procedures, testing and quarantine requirements at www.gov.uk/uk-border-control

Travelling to Nottingham

We know how important it is to feel safe and welcome when you arrive in a new place. That's why we'll be here to support you from the moment you land at the airport. We'll arrange a transfer service to take you to your accommodation, so there will be a friendly face waiting to take you to your new home.

Free transfer service

We will organise a free transfer service from London Heathrow airport (Terminal 3 Arrivals) and Birmingham airport for students on:

- 11 and 12 September 2021
- 23 and 24 October 2021
- 8 and 9 January 2022

Before you travel, we will confirm all the details regarding your arrival and transfer from the airport. Once you arrive in the UK, we'll make sure that you get to your Kaplan-booked accommodation safely.

If you use this service and have booked alternative accommodation, you will need to arrange travel from the Kaplan accommodation to where you are staying. Our friendly staff can help you book a taxi when you arrive.

Private transfer service

If you are unable to use the free transfer service, or would prefer a private taxi, we can organise one to collect you from any airport for a fee. If you don't arrive on the dates of the free transfer, we strongly recommend you use this service, as it will take you straight to your accommodation. All Kaplan organised transport will comply with current health and safety guidelines.

Public transport*

Although we recommend our transfer service as the safest option, Nottingham is accessible by many types of transport, and you can save money by booking in advance. Here are some ideas of how you can travel to your accommodation when you arrive, and you can read the latest UK government advice for travelling on public transport [here](#).

From Birmingham International Airport

Train: Change trains at Birmingham New Street Station.

Journey approx. time: 1.5 hours

Price: £26 one way

Coach: Leaves from the Airport with a change at Birmingham City Centre bus station.

Journey approx. time: 2.5 hours

Price: £15 one way

From London Heathrow Airport

Train: London Underground to King's Cross St. Pancras, from where trains leave to Nottingham.

Journey approx. time: 2 hours

Price: £65 one way

Coach: From Terminals 2, 3, 4 and 5.

Journey approx. time: 4 hours

Price: £25 one way

From Manchester Airport

Train: Change trains at Manchester Piccadilly.

Journey approx. time: 2 hours

Price: £25 one way

Coach: Leaves from Manchester Airport and changes at Sheffield.

Journey approx. time: 4.5 hours

Price: £17 one way

From East Midlands Airport

Coach: Skylink Airport Shuttle leaves from the airport.

Journey approx. time: 1 hour

Price: £5 one way

Useful links to buy tickets

Coach: [nationalexpress.co.uk](https://nationalexpress.co.uk/trentbarton.co.uk/services/skylinknottingham)
trentbarton.co.uk/services/skylinknottingham

Train: nationalrail.co.uk

* Please check before you travel as ticket prices may vary.

When you arrive at **your accommodation**

Your new home

When you arrive at our residence, a friendly member of staff will meet you and give you your room key.

If you have signed up for the Kaplan Living Special Support package, there will also be Wellbeing Coordinators on hand to assist you with settling into your new home. You can learn more about this service on this [webpage](#).

In your room, you will find:

- a welcome letter
- a student starter pack (see below)

The accommodation has everything you need to settle in quickly, and you will be responsible for your own cooking once you arrive. The student starter pack includes basic kitchen equipment to make simple meals, and you can easily buy anything extra you may need. You will have internet access immediately, so you can contact your family to let them know you have arrived safely.

To find out more about your accommodation, [click here](#).



Enhanced safety

Keeping all our students safe is our top priority. We will continue to have health and safety measures in place that go beyond government guidelines, so you can rest assured that our residences and partner accommodation providers are taking the necessary precautions to protect your wellbeing.

These include:


- Hand sanitiser stations
- Frequent cleaning routines
- Extra cleaning procedures for high-traffic points
- Floor markings and signage for social distancing



Student starter pack

If you are staying at one of our residences, you do not need to bring any of the items in the student starter pack shown here. You will get basic bedding, cooking equipment and tableware (for legal reasons, knives are not provided).

Please note: actual contents of the student starter pack may vary.



When you arrive at **the College**

We've prepared the College for face-to-face learning, and we have a range of solutions and innovations ready to make sure you'll get a fantastic – and safe – study experience. Face masks, social distancing, extra cleaning and other measures that go beyond government guidelines are in place in our buildings to help you feel safe and at ease.

Welcome Week

You'll have the opportunity to try out the different learning tools you'll be using, and to get to know your classmates in a relaxed way. You'll have a tour of your college, an introduction to your new city, and the chance to take part in games and social events. This will all help you feel part of a community as soon as you get to the College.

You'll learn about:

- course details and academic support
- the University campus
- UK laws and culture
- joining societies and clubs at the Students' Union
- nearby places of religious worship
- public transport

- local shops and restaurants
- opening a bank account
- registering with a doctor*
- registering with the police (if required)
- visa and BRP information
- who to contact if you need help or advice

* As part of your Student visa application you will need to pay an Immigration Health Surcharge (IHS), unless you are exempt. This entitles you to access NHS services in the UK. For more information please visit www.gov.uk/healthcare-immigration-application

Remember your documents

Don't forget to have your documents available ([see page 4](#)), as we will need to see them before you can enrol.



Prepare for your pathway course

With Kaplan, you can gain entry to a University of Nottingham degree through a pathway course at the University of Nottingham International College. While you are studying with us, you'll have many opportunities to gain the skills and confidence you need to succeed.

What you will study

You will take modules in 3 main areas:

- subjects related to your degree
- projects linked to your area of study
- English language and academic skills

How you will study

Your blended learning experience will involve a mix of traditional face-to-face teaching at your college and digital learning at your accommodation. This means that you'll experience a variety of different teaching and assessment methods to help you demonstrate that you have met the learning outcomes of the modules and your programme.

You will develop a style of learning which involves doing some preparation work before you come to class. Please read about your pathway course and modules using the links from this page and prepare some questions to ask in the academic welcome sessions during your first week.

When you start your programme, we will provide you with all the essential learning materials you need for your programme, so you don't need to buy any books before you arrive. During your course, your teachers may recommend supplementary materials that you may wish to purchase individually.

Preparing to study

Pathways Preview

This course gives you pre-arrival experience of Kaplan's Virtual Learning Environment (VLE) and eligible students will have access to:

- digital learning preparation materials
- pre-recorded materials to experience online classes
- an online live class to experience Kaplan's teaching
- additional modules on subjects such as eating healthily and taking exercise
- college staff contact for any questions

If you accept your offer at least seven days before the start of your course, you'll receive a link giving you access.

College Applicants' area

This special area for pre-arrival students will allow you to:

- book your accommodation
- book your airport transfer
- learn more about your pathway course and modules
- prepare for your visa credibility interview (if required)

👉 kaplanpathways.com/nottingham-applicants

University of Nottingham website

Learn more about your degree and what you will study each year at the University of Nottingham by visiting its website. Some degrees also tell you the course books used in the modules, as well as a recommended reading list.

👉 nottingham.ac.uk

Nottingham events

Find out about exciting events happening in Nottingham, and plan your social life for when you first arrive.

👉 visit-nottinghamshire.co.uk

Connect with the College community before you arrive

Search: @UniofNottinghamIC 

@UniNottinghamIC 

#KaplanLife

Example timetable

Your studies will feature a mix of compulsory classes and additional activities. See below for an example of a **Foundation Certificate for Business, Law and Social Sciences** timetable. You'll receive your personal timetable when your programme starts.

	Monday	Tuesday	Wednesday	Thursday	Friday
09:00–11:00	English for Academic Purposes	Extended Project	English for Academic Purposes	Extended Project	Statistics
11:00–13:00	Entrepreneurship	Contemporary Global Issues	Statistics	Self-study and collaborative work	Self-study and collaborative work
14:00–16:00	Self-study and collaborative work	Entrepreneurship	University clubs, societies and sports	Self-study and collaborative work	Learning support
16:00–18:00	Self-study and collaborative work	Self-study and collaborative work	University clubs, societies and sports	Contemporary Global Issues	Self-study and collaborative work

Contact us

If you have any questions before you arrive in Nottingham, contact us and we will do our best to help. We are really looking forward to welcoming you to the University of Nottingham International College.

✉ **University of Nottingham International College**
No.1 Nottingham Science Park
Jesse Boot Avenue
Nottingham, NG7 2RU
United Kingdom
@ tunic.arrivals@kaplan.com
☎ +44 (0)115 684 9980

**College arrivals number
(for use only when you've arrived
in the UK)**
☎ +44 (0)7342 108342

**In case of emergency after 17:00,
please call security**
☎ +44 (0)1159 513 013

**UK Emergency services number
(police, fire brigade, ambulance)**
☎ 999





**University of
Nottingham**
International College

**STUDY
WITH
CONFIDENCE**

Find out more

Visit the links below or contact us for more information.
We look forward to helping you make Nottingham your new home!

Click on the useful links below:

- 👉 [University of Nottingham International College pre-arrival information](#)
- 👉 [Accommodation at the International College](#)
- 👉 [Prepare for your studies at the International College](#)
- 👉 [University of Nottingham](#)
- 👉 [Student life in Nottingham](#)
- 👉 [Guide to Nottingham](#)

Contact details:

✉ **University of Nottingham International College**

No.1 Nottingham Science Park
Jesse Boot Avenue
Nottingham, NG7 2RU
United Kingdom

@ tunic.arrivals@kaplan.com

☎ +44 (0)115 684 9980